

VIABLE ORGANISM SAMPLER



VOS01SP



VOS01SP

SATAKE CORPORATION



Best solutionn for D-2 standard monitoring

Analysis for $\geq 50\mu\text{m}$ organisms

It is important to inspect $\geq 50\mu\text{m}$ organisms which are likely to survive in treated ballast water.

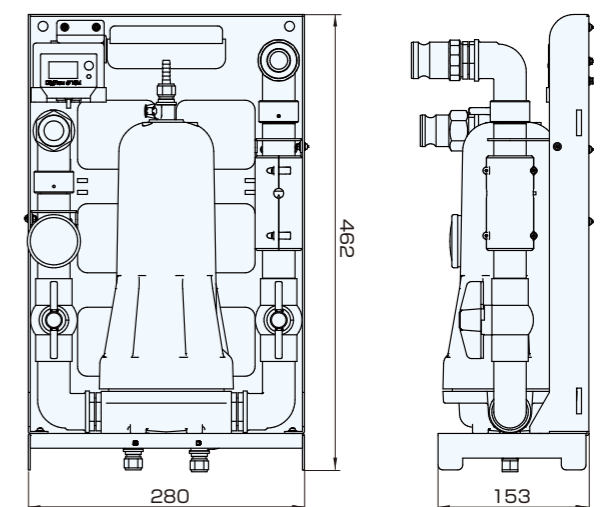


Ballast Catch is specifically designed to be used for indicative analysis with Ballast Eye.

Specifications

Name	VIABLE ORGANISM SAMPLER
Model	VOS01SP
Target	$\geq 50\mu\text{m}$ and 10-50 μm organisms (in minimum dimension)
Time For $\geq 50 \mu\text{m}$	Approximately 30min/1 m³ at 0.05MPa
Equipments	Flow meter (AA battery×2), Pressure gauge
Accessories	Sampling port connection flange Water supply and discharge hose Carrying backpack
Optional parts	Extended water discharge hose (5m)
Weight	3.6kg

Dimensions (mm)



All copyright and trademark rights of this catalog belong to Satake Co., unless otherwise noted. Unauthorized copying, reprinting, etc. are forbidden. All Satake products are the subject of continuous development and, as a result, their specification may change and differ in detail from those shown. Please note that we are not liable for any loss or damage that may be suffered by the user or any third party in connection with this apparatus as regards the measurements or otherwise.

SATAKE CORPORATION

Head Office

2-30, Saijo Nishihonmachi, Higashi-Hiroshima-shi, Hiroshima-ken, 739-8602 JAPAN
TEL: +81-82-420-8558 FAX: +81-82-420-0003
URL: <https://satake-group.com>

ISO 9001 Certification
(Quality Management Systems)

ISO 14001 Certification
(Environmental Management Systems)

SATAKE CORPORATION has obtained ISO9001 and ISO14001 certification. These international standards for management systems ensure Satake will continue to provide high quality products and services.


MOL MOL Techno-Trade, Ltd.

18F Kanda Square2-2-1 Kanda Nishiki-cho, Chiyoda-ku, Tokyo, Japan 101-0054
TEL: +81-3-6367-5370 FAX: +81-3-6367-5515
E-mail: s-voa@motech.co.jp

More information:



Securely catch $\geq 50\mu\text{m}$ organisms which are likely to survive in treated ballast water.



Ballast Catch is a compact sampler that can concentrate ballast water easily and quickly for indicative analysis. It can collect samples of both $\geq 50\mu\text{m}$ (Large-size) and $10-50\mu\text{m}$ (Small-size), required by the IMO ballast water discharge standard (D-2).

※IMO Ballast Water Management Convention regulates the discharge of ballast water that does not meet D-2 standards.

※Less than 10 viable organisms of $\geq 50\mu\text{m}$ in minimum dimension per 1m^3 , and less than 10 viable organisms of $10-50\mu\text{m}$ in minimum dimension per 1mL .

Feature1. Portable

Plankton net, a conventional method used to concentrate ballast water on board, takes time and the tools are big.

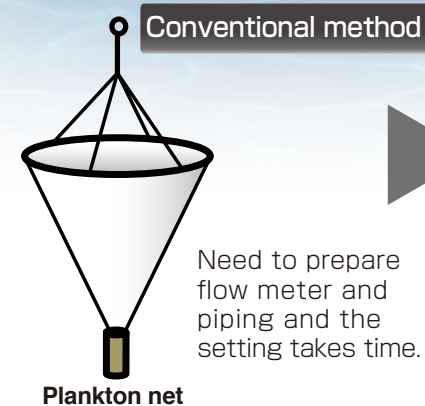
Compact design Ballast Catch and accessories such as hoses and sampling bags can be stored in a carry-on size backpack.

Easy to carry onboard!!



BALLAST CATCH

Feature2. Quick and Easy



Our Method

1. The unit can be mounted onboard easily with hooks or bands.

2. Just connect the piping, then run the ballast water.

3. Concentration of ballast water.

Sample volume can be monitored by the flow meter. Sample can be collected from the sampling valve.

Concentration time for $\geq 50\mu\text{m}$ organisms is approximately 30min/ 1m^3 and may fluctuate based on the pressure and quality of ballast water.

Installation Example

Flow meter

Ballast water inlet from sampling port

Sampling valve

Mounting on handrail

Ballast water outlet

No power source required!

Discharges filtered water by the sampling port pressure.


Feature3. Highly reliable

Nylon mesh filter

The Ballast Catch uses the same material as plankton net, minimizing the damage to organisms during sampling.

High reliability with disposable filter!

Disposable filter prevents contamination for accurate indicative analysis.



The filter can be attached easily and securely with a set ring.

Collection performance is comparable to plankton net.